

2 Year Limited Warranty

Please take time to read about the protection we offer you.

All our products come with a guarantee designed to protect you as our valued customer. ZEMPIRE® Camping Equipment will repair or replace this product, at their discretion, should it fail due to faulty materials or manufacture for a period of 2 years from the date of purchase.

The Guarantee is subject to the following conditions:

1. The Guarantee only applies to an original purchaser who purchased this product in an unopened condition from an approved retail outlet.
2. The Guarantee does not apply if the product has been used for anything other than reasonable personal use. Commercial use (e.g. rental) or continuous use are expressly excluded.
3. Damage due to normal wear and tear, accident, acts of God, negligence (other than by ZEMPIRE® Camping Equipment), failure by the purchaser to ensure instructions for setting up and care are observed, deterioration due to abnormal exposure to ultraviolet light, insect or mildew attack, or any other cause reasonably beyond the control of ZEMPIRE® Camping Equipment are not covered.
4. If redress is sought under the terms of this Guarantee, then the product must be returned by the purchaser to the outlet from where it was purchased within the Guarantee period, in a clean, dry state and with proof of purchase.
5. All transport costs and any other indirect costs are excluded from the Guarantee.
6. ZEMPIRE® Camping Equipment reserves the right to make a reasonable charge for repairs which it determines are not within the scope of the Guarantee.
7. The Guarantee does not limit, modify or exclude any rights under any law if doing so would contravene that law or make any part of this Guarantee invalid. However, ZEMPIRE® Camping Equipment:
 - a) excludes (to the extent permitted by applicable law) all conditions and warranties that might otherwise be implied; and
 - b) limits its liability for breach of any such condition or Guarantee that it cannot exclude together with its liability under the Guarantee, to repairing or replacing the Goods or paying the cost of having the Goods repaired or replaced (at ZEMPIRE® Camping Equipment's option).

Australia Only

Our goods come with guarantees that cannot be excluded under the Australian Consumer Law. You are entitled to a replacement or refund for a major failure and compensation for any other reasonably foreseeable loss or damage. You are also entitled to have the goods repaired or replaced if the goods fail to be of acceptable quality and the failure does not amount to a major failure.

USA Only

Some states do not allow the exclusion or limitation of incidental or consequential damages, so the above limitation or exclusion may not apply to you. This warranty gives you specific legal rights, and you may also have other rights which vary from State to State.

Europe Only

The consumer has legal rights under applicable national legislation governing the sale of consumer goods and those rights are not affected by the guarantee.

International Distributors:

New Zealand & Australia

ZEMPIRE® Camping Equipment
6 Karewa Place, Pukete,
Hamilton, 3200, New Zealand
Ph: +64 7 848 1610

United Kingdom, Belgium, Netherlands & Luxembourg

Outdoor & Sports Company Ltd.
Redfern House, Dawson Street
Hyde, Cheshire, SK14 1RD, UK
Ph: +44 161 366 5020

North America

Outdoor & Sports Company Inc.
610 Alden Road Unit 101
Markham, ON, L3R 9Z1, Canada
Ph: +1 905 940 9511

Germany, Austria, & Switzerland

Sport-tech
Goldbeckstrasse 6
69493 Hirschberg, Germany
Ph: +49 6201 8439710

South Korea

Coldspin Corporation
20 Gurodong-ro 15-gil
Guro-gu, Seoul, South Korea
Ph: +82 2 3397 7711

INS-0150603-Z20C

Zempire® U LEG
CAMPING EQUIPMENT STRETCHER

INSTRUCTIONS



For a detailed description of all the features and specifications of this product please visit our website.

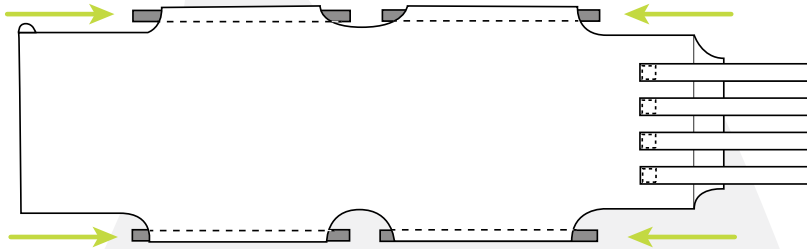
WWW.ZEMPIRE.CO.NZ

Tested in New Zealand. Made with care in China.

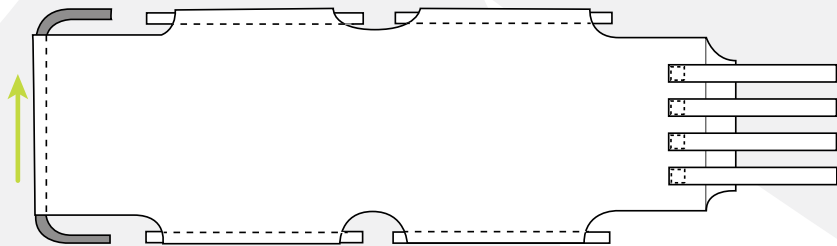
Zempire®
CAMPING EQUIPMENT

INSTRUCTIONS

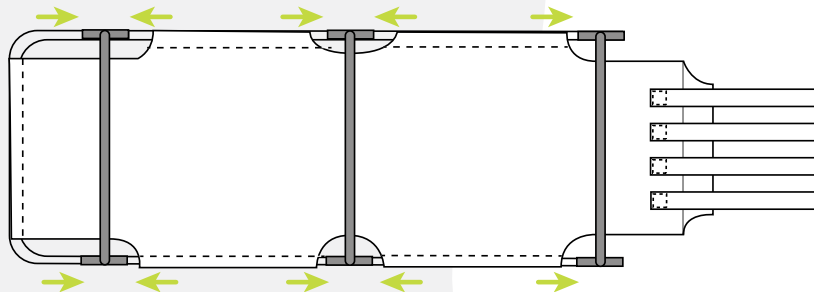
1. Flatten out the stretcher cover, logo facing down, on the ground in front of you. Undo the straps if they are threaded through the ladder locks. Insert the straight frame sections through the pole sleeves on either side of the stretcher.



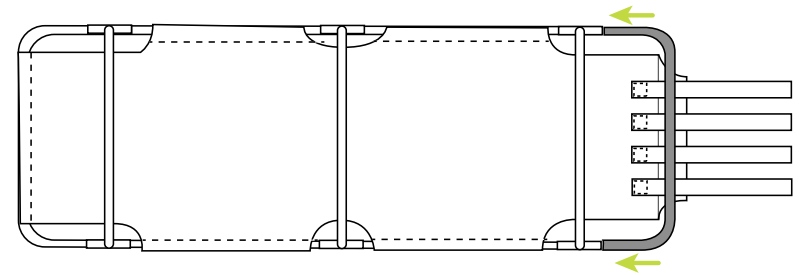
2. Thread one of the curved frame sections through the pole sleeve on the closed end of the stretcher.



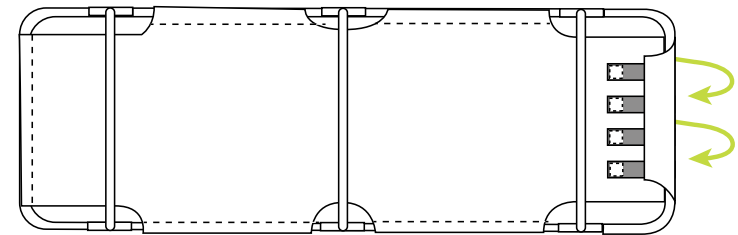
3. Insert the three legs into the ends of each frame section. The centre leg has extra brace supports.
NOTE: Slide poles towards feet sockets to make the attaching process easier.



4. Insert the remaining curved frame section into the end of the exposed leg section.



5. Loop the overlapping stretcher cover over the end of the curved frame section. Thread the straps through the ladder locks and tension.



PACK DOWN: Undo straps and slide poles out starting from the open end. Fold up the stretcher cover and place it with poles in the carry bag.

Care & Safety information:

- Never jump, sit on edge or stand on your stretcher.
- Do not use near open flame.
- Clean thoroughly after each use. Wash by hand with warm water and a soft towel or sponge.
- Do not use harsh cleaning chemicals.
- Leave the stretcher to dry out completely before putting it away.
- Do not keep the stretcher in direct sunlight or leave it in the rain.
- Store away from chemicals and moisture.

Please turn page for Warranty information.

! WARNING

PINCH POINTS

Keep fingers clear when folding.

Follow all assembly instructions.

