
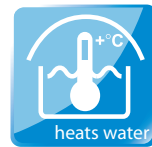


DALLAS B CLEAR 2016



REVIZE: 29. 9. 2016



BG
 Тръгването на Съюзните държави е разрешено
 в България с АНЦИО - № F 90-300
 За повече информацията относно условията на продажбата
 или характеристиките на продуктите моля да се свържете с нашите консултанти.

DE
 Schwimmplatzüberdachung ist zulässig
 in Deutschland mit ANCIO - № F 90-300
 Für weitere Informationen zu den allgemeinen Verkaufsbedingungen
 und den technischen Eigenschaften der Produkte wenden
 Sie sich bitte an unsere Berater.

ES
 Cubiertas de piscinas autorizadas
 en España con ANCIO - № F 90-300
 Para más detalles sobre las condiciones de venta y las características
 de los productos, por favor contactar con nuestros asesores.

FR
 Hors de piscines autorisées
 en France avec ANCIO - № F 90-300
 Pour plus de détails sur les conditions de vente et les caractéristiques
 des produits, veuillez contacter nos conseillers.

HU
 Működőcsúszdák, úszómedencék
 ANCIO - № F 90-300 engedélyvel
 A további információkért kérjük, forduljon hozzánk
 ügykezelés feladatokkal kapcsolatban.

CN
 游泳池 遮阳棚
 符合 GB 19287-2003 标准
 符合 GB 19287-2003 标准
 符合 GB 19287-2003 标准

LT
 Šiluminė vandens šildymo sistema
 su ANCIO - № F 90-300
 Patalpinimas šiluminės energijos gamybai ir šilumos
 perdavimui patalpinant su šilumos perdavimo sistema

PL
 Zadaszkiwnie basenów, basenów
 w Polsce z ANCIO - № F 90-300
 Więcej informacji o warunkach sprzedaży i o technicznych
 parametrach produktów proszę kontaktować z naszymi
 konsultantami.

RU
 Трещательные бассейны разрешены
 в России с АНЦИО - № F 90-300
 Для получения информации о условиях
 продажи и о технических характеристиках
 продукции обращайтесь к нашим консультантам.

SL
 Nadzobne bazenove pokrovala
 v Sloveniji s ANCIO - № F 90-300
 Za več informacij o pogojih prodaje in o
 tehničnih lastnostih izdelkov se
 obrnite na naše posvetovalce.

CZ
 Bazénové zastřešení jsou povoleno
 v České republice s ANCIO - № F 90-300
 Pro více informací o podmínkách prodeje a o
 technických parametrech výrobků se
 obraťte na naše poradce.

DK
 Basenoverdækning er tilladt
 i Danmark med ANCIO - № F 90-300
 For mere information om vilkårene for
 salget og de tekniske specifikationer
 af produkterne, bedes du kontakte
 vores konsulanter.

EE
 Basenide katte on lubatud
 Eestis ANCIO - № F 90-300
 Lisateavustamiseks ja tehniliste
 omaduste kohta palun võtta ühendust
 meie konsultantidega.

GB
 The swimming pool enclosure is permitted
 in the UK with ANCIO - № F 90-300
 For more information on the conditions of
 sale and the technical specifications of
 the products, please contact our
 consultants.

HR
 Nadzobne bazenove pokrovala
 sukladno ANCIO - № F 90-300
 Za više informacija o uvjetima prodaje i o
 tehničkim karakteristikama proizvoda
 obratite se našim konzultantima.


IT
 Coperture per piscine autorizzate
 in Italia con ANCIO - № F 90-300
 Per maggiori informazioni sulle condizioni di
 vendita e sulle caratteristiche tecniche
 dei prodotti, si prega di contattare i
 nostri consulenti.

LV
 Bāzeņu jumti ir atļauti
 Latvijā ar ANCIO - № F 90-300
 Par vairāk informāciju par nosaukuma
 pārdošanas nosaukuma un tehniskajiem
 raksturojumiem lūdzam sazināties ar
 mūsu konsultantiem.

RO
 Acoperile pentru piscine sunt autorizate
 în România cu ANCIO - № F 90-300
 Pentru mai multe informații despre condițiile de
 vânzare și caracteristicile tehnice ale
 produselor, vă rugăm să contactați
 reprezentanții noștri.

SE
 Pooltak är tillåtet
 i Sverige med ANCIO - № F 90-300
 För mer information om villkoren för
 försäljningen och de tekniska
 specifikationerna för produkterna,
 vänligen kontakta våra konsulenter.

SK
 Bazénové zastřešení jsou povoleno
 v České republice s ANCIO - № F 90-300
 Pro více informací o podmínkách prodeje a o
 technických parametrech výrobků se
 obraťte na naše poradce.



DIN 7982
4,8 x 13
20x

1

650.01.8811.2

16x

2

AN 9051
6,3 x 50
36x

3

007.20.1501.2

6x

4

DIN 7976
6,3 x 38
6x

5

650.01.0021.2

4x

6

007.02.0030.2

Ø4 x 10
80x

7

007.20.1605.2

1x

8

007.10.7012.2

Ø8 x 80
88x

9

007.02.0092.2

Ø4 x 14
6x

11

007.90.4505.2

4x

12

AN 9051
6,3 x 38
20x

13

Ø4,2
1x

14

1x

17

1x

18

097.02.0046.2

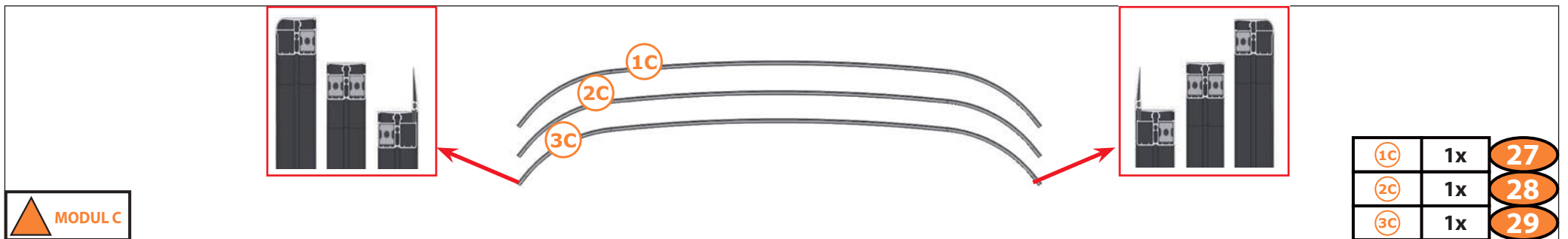
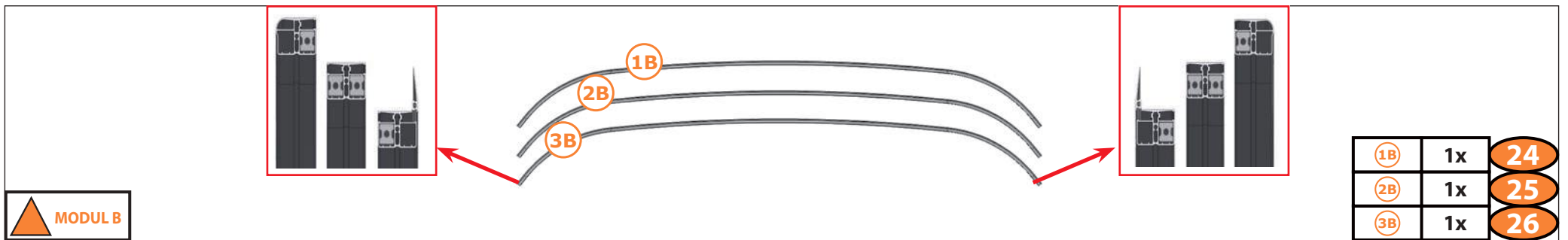
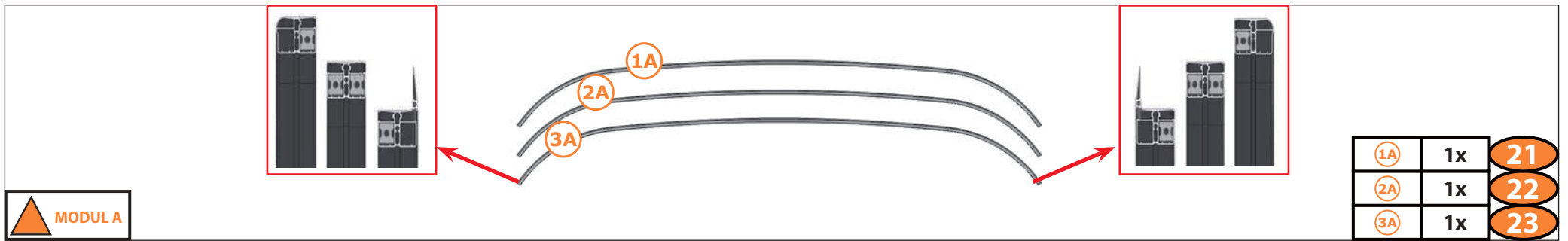
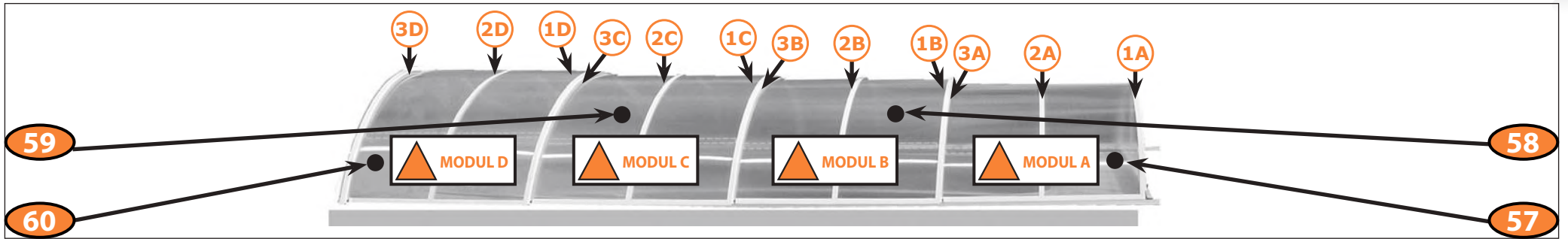
3x

19

097.02.0047.2

3x

20





MODUL D

1D	1x	30
2D	1x	31
3D	1x	32

1041 mm
38x
36

A
3230 mm
4x
41

B
2140 mm
4x
43



D
3230 mm
4x
47

D
3230 mm
16x
48

D
2140 mm
8x
49



Diagram showing the assembly of Module D. It features four inset images: a hook, a motor, a bracket, and a pulley. A central horizontal bar is shown with red arrows indicating the attachment points for the motor and bracket. The motor is attached to the left side, and the bracket is attached to the right side.

MODUL D

1x
50

Diagram showing the assembly of Module D. It features four inset images: a hook, a motor, a bracket, and a pulley. A central horizontal bar is shown with red arrows indicating the attachment points for the motor and bracket. The motor is attached to the left side, and the bracket is attached to the right side.

MODUL D

1x
51

Diagram showing the assembly of Module C and Module B. It features four inset images: a hook, a motor, a bracket, and a pulley. A central horizontal bar is shown with red arrows indicating the attachment points for the motor and bracket. The motor is attached to the left side, and the bracket is attached to the right side.

MODUL C
MODUL B

2x
52

Diagram showing the assembly of Module C and Module B. It features four inset images: a pulley, a motor, a bracket, and a hook. A central horizontal bar is shown with red arrows indicating the attachment points for the motor and bracket. The pulley is attached to the left side, and the hook is attached to the right side.

MODUL C
MODUL B

2x
53

Diagram illustrating the assembly of Modul A (54). The assembly consists of a long horizontal bar with four components attached to its ends. From left to right, the components are: a vertical end cap with a hook, a side bracket, a side bracket with a mounting hole, and a vertical end cap with a hook. Red arrows point from the side brackets to the bar. The quantity is 1x, and the part number is 54.

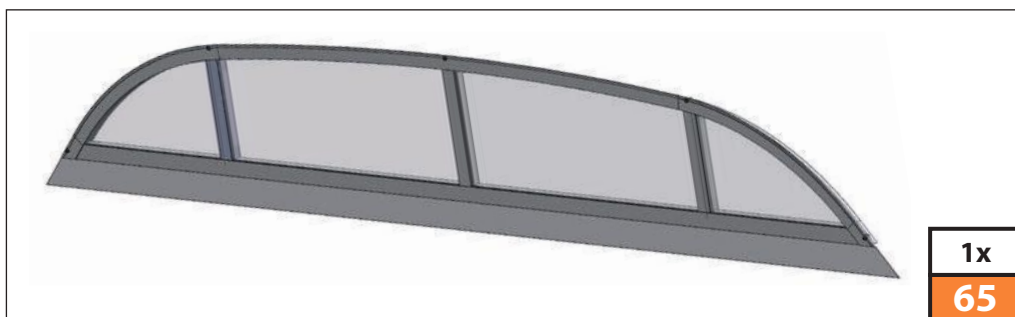
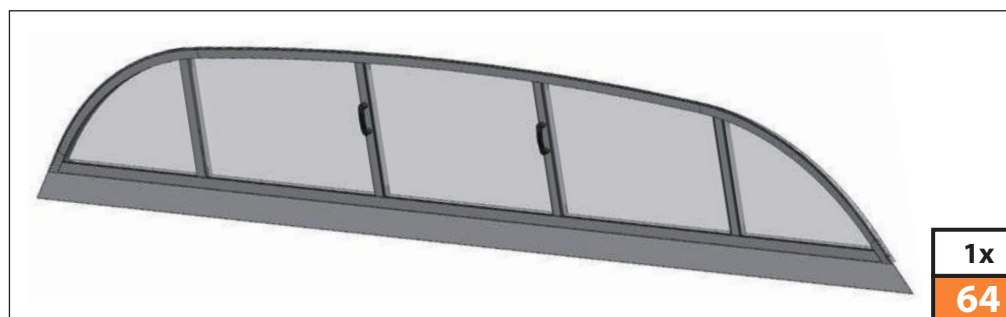
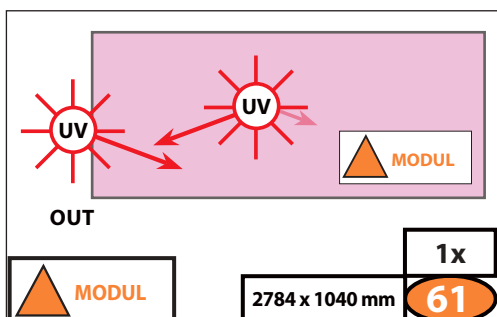
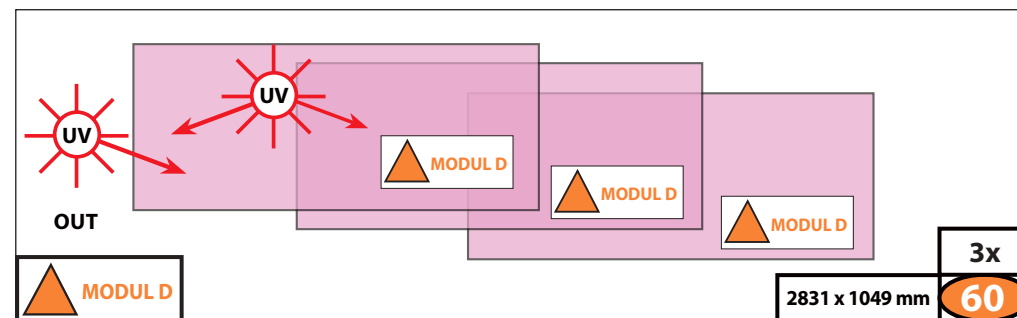
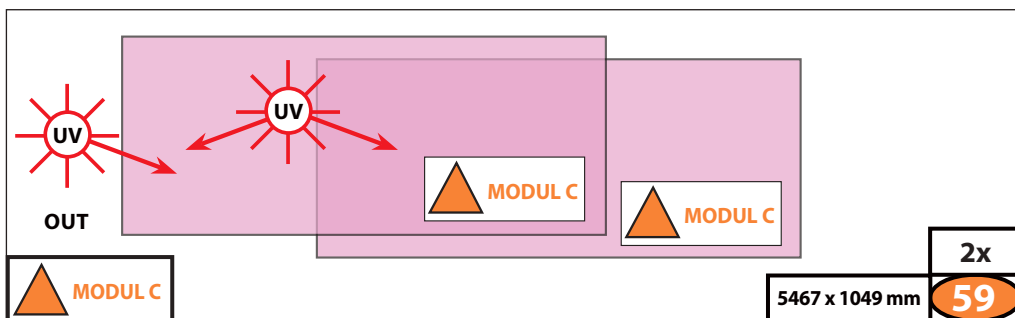
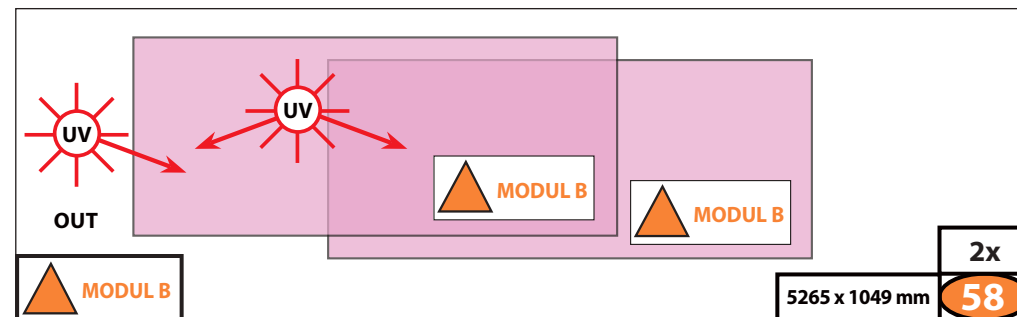
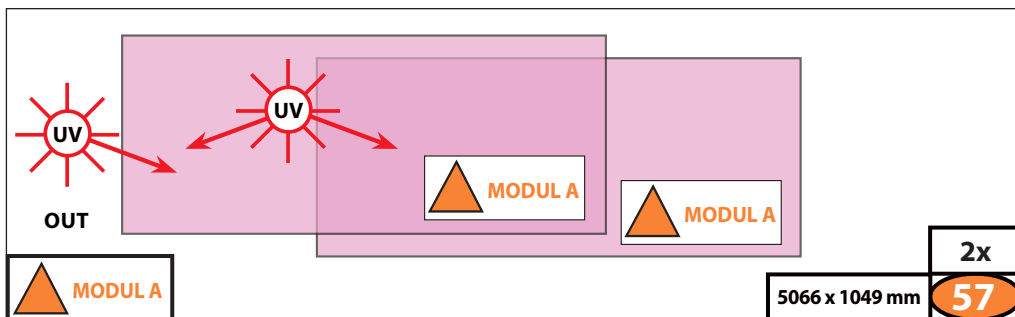
MODUL A

1x
54

Diagram illustrating the assembly of Modul A (55). The assembly consists of a long horizontal bar with four components attached to its ends. From left to right, the components are: a vertical end cap with a hook, a side bracket with a mounting hole, a side bracket, and a vertical end cap with a hook. Red arrows point from the side brackets to the bar. The quantity is 1x, and the part number is 55.

MODUL A

1x
55





1x
69

1x
70

1x
2150 mm 71

1x
2150 mm 72

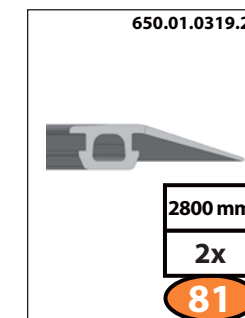
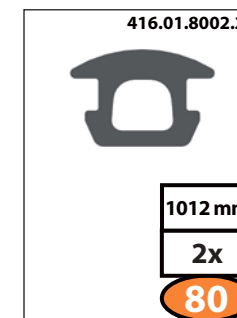

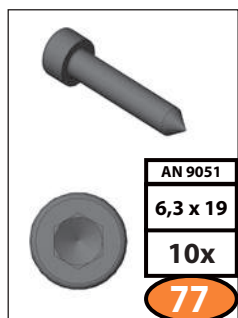
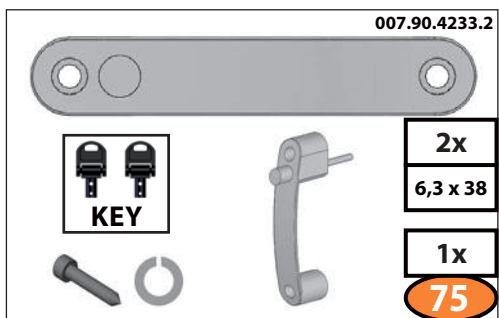
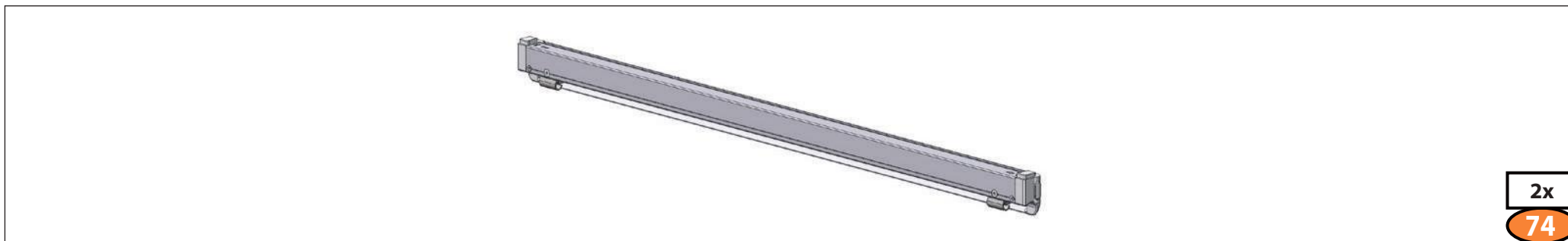
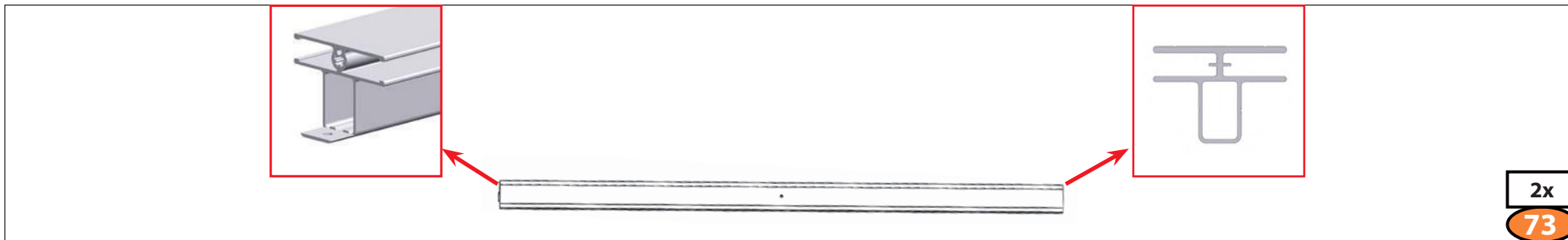




Diagram of Modul A showing two horizontal bars and a red-bordered icon of a hand holding a tool. Dimensions and quantity are listed in a table.

5066 mm	4x
1050 mm	4x
92	

MODUL A

Diagram of Modul B showing two horizontal bars and a red-bordered icon of a hand holding a tool. Dimensions and quantity are listed in a table.

5265 mm	4x
1050 mm	4x
93	

MODUL B

Diagram of Modul C showing two horizontal bars and a red-bordered icon of a hand holding a tool. Dimensions and quantity are listed in a table.

5467 mm	4x
1050 mm	4x
94	

MODUL C

Diagram of Modul D showing two horizontal bars and a red-bordered icon of a hand holding a tool. Dimensions and quantity are listed in a table.

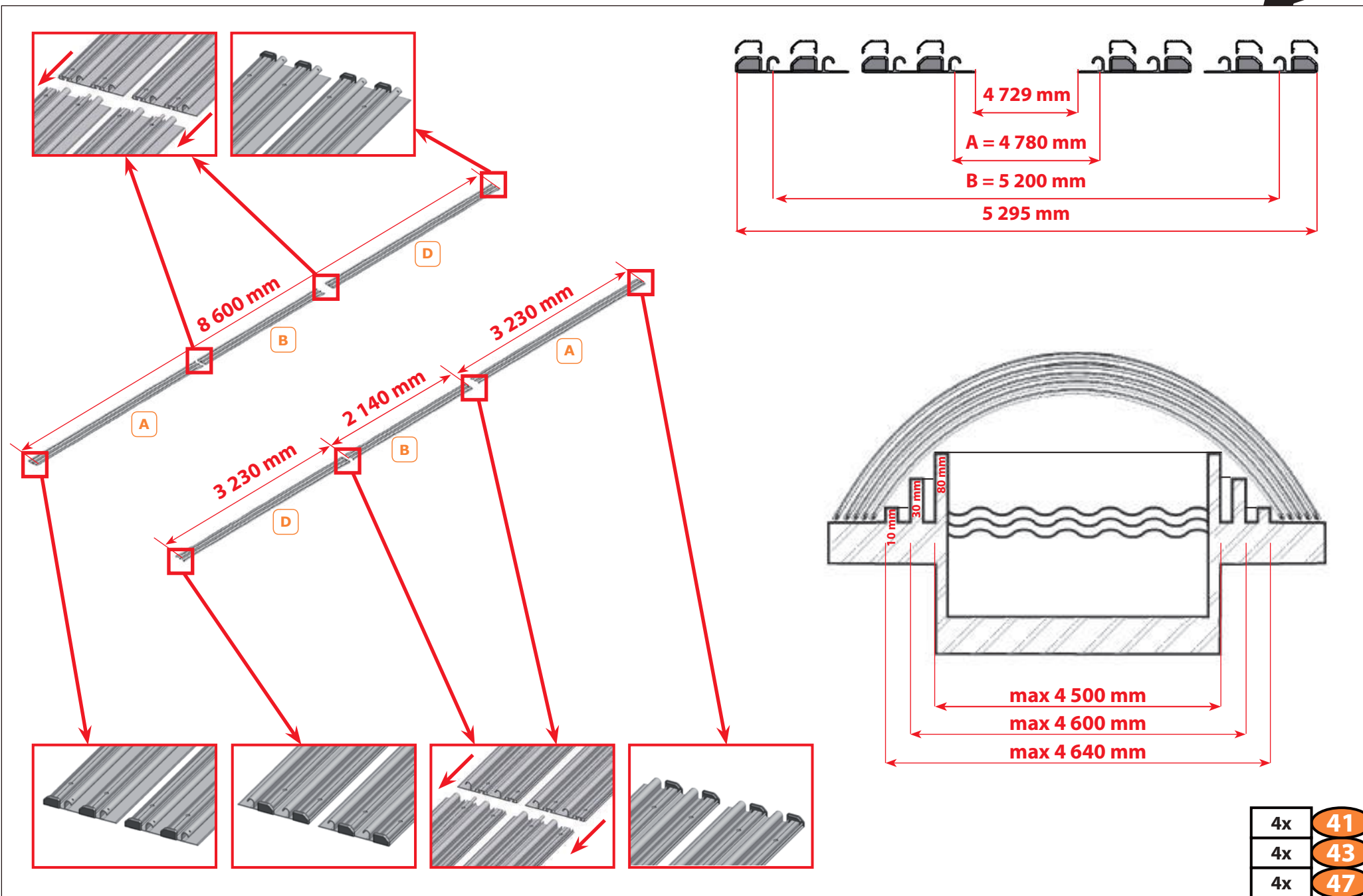
2831 mm	6x
1050 mm	6x
95	

MODUL D


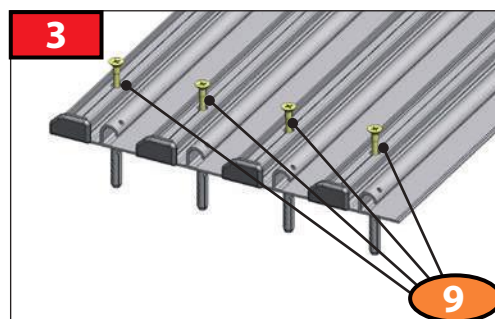
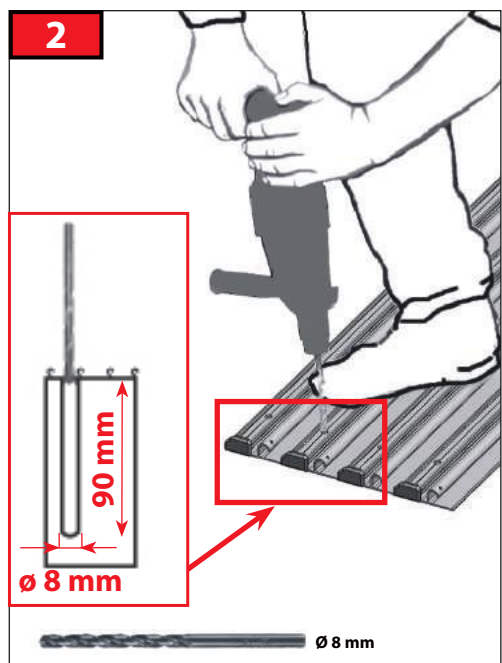
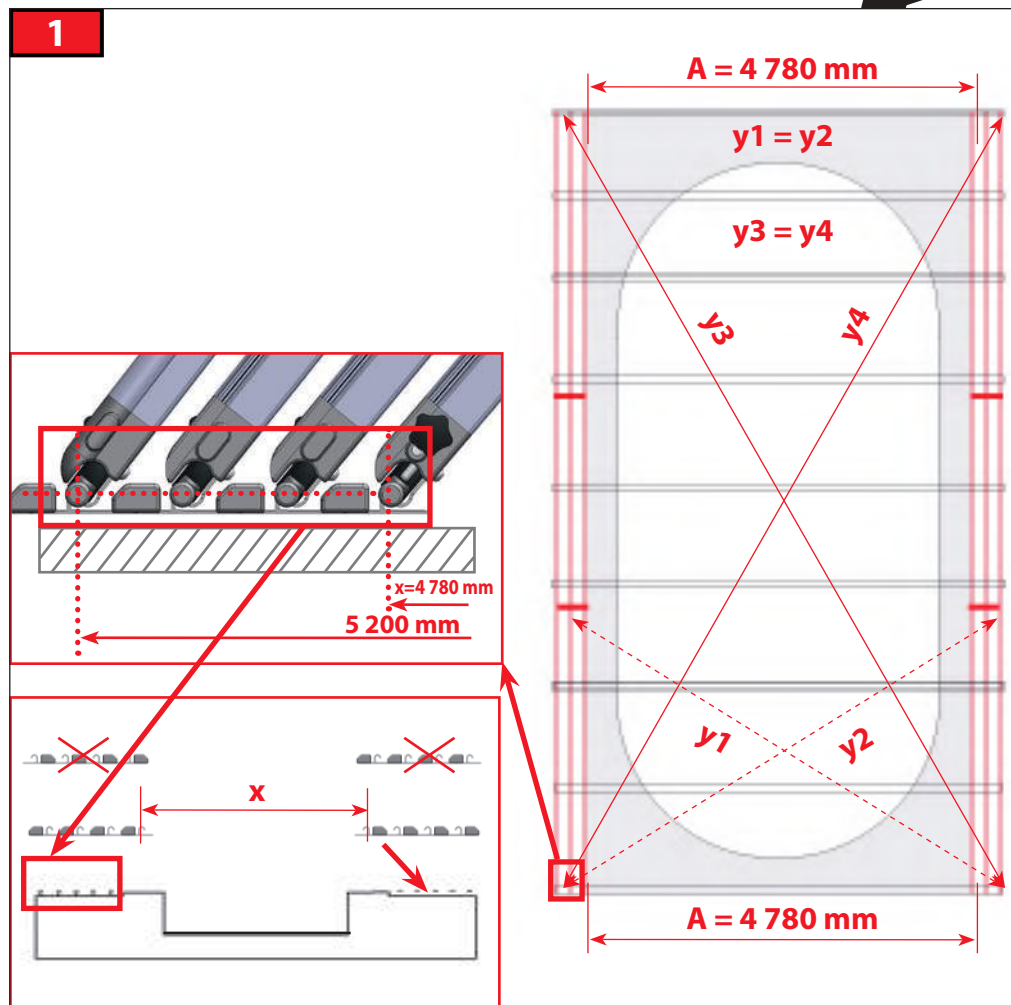
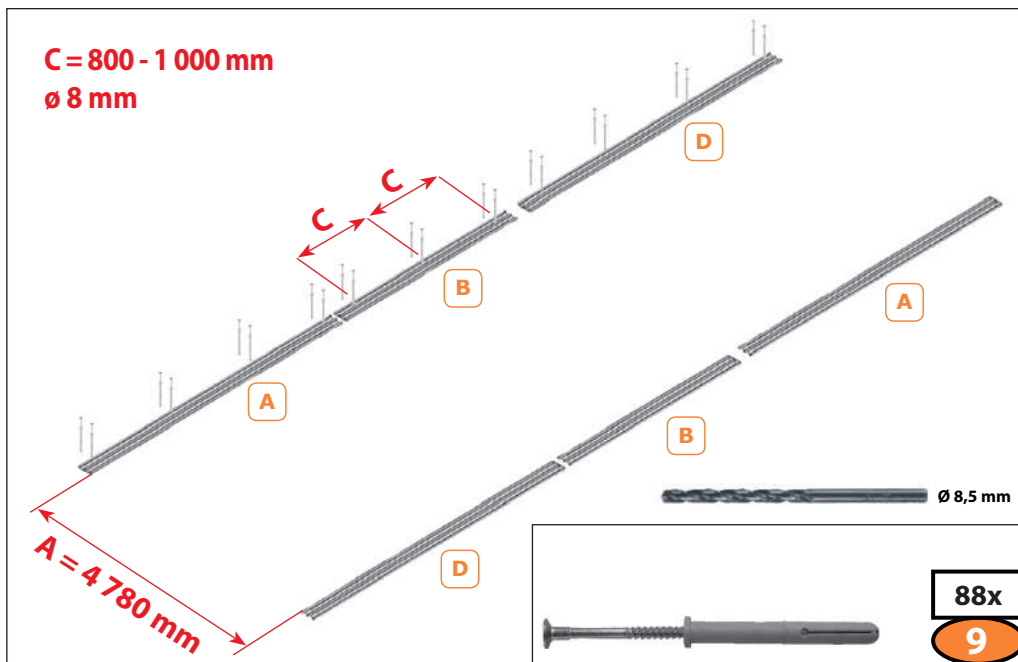
Diagram of Modul D showing two horizontal bars and a red-bordered icon of a hand holding a tool. Dimensions and quantity are listed in a table.

2784 mm	2x
1050 mm	2x
96	







MODUL D



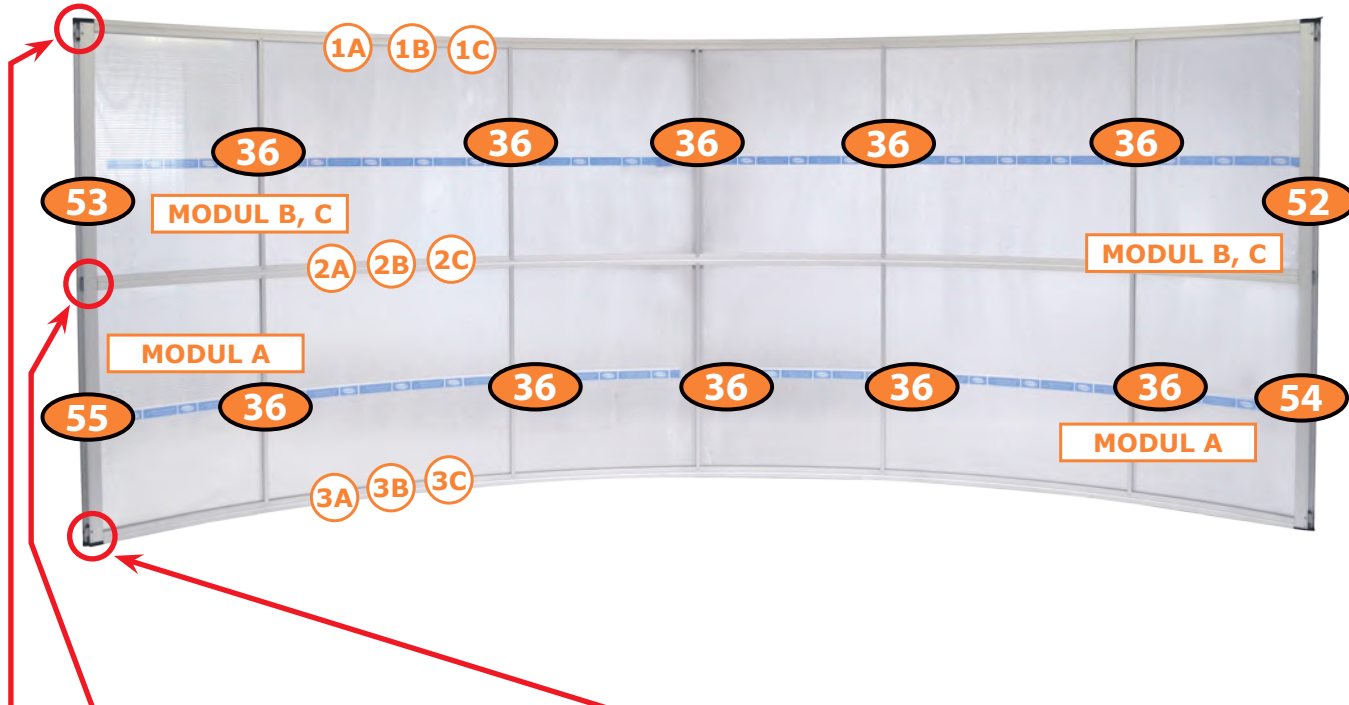






4x	41
4x	43
4x	47











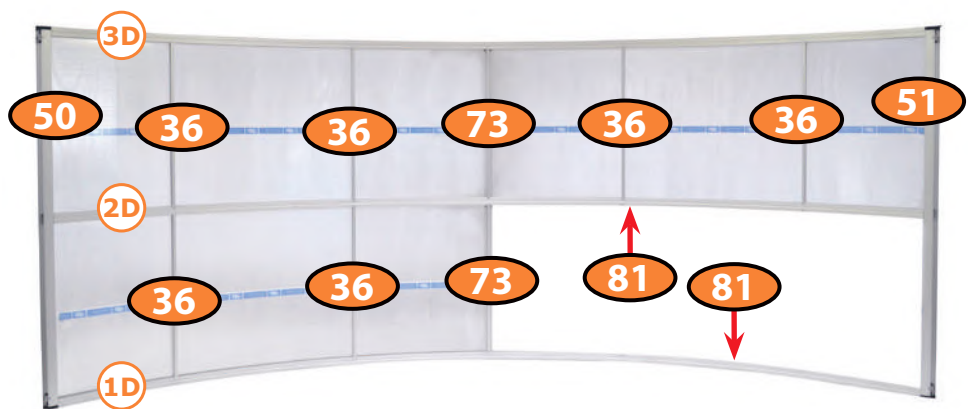
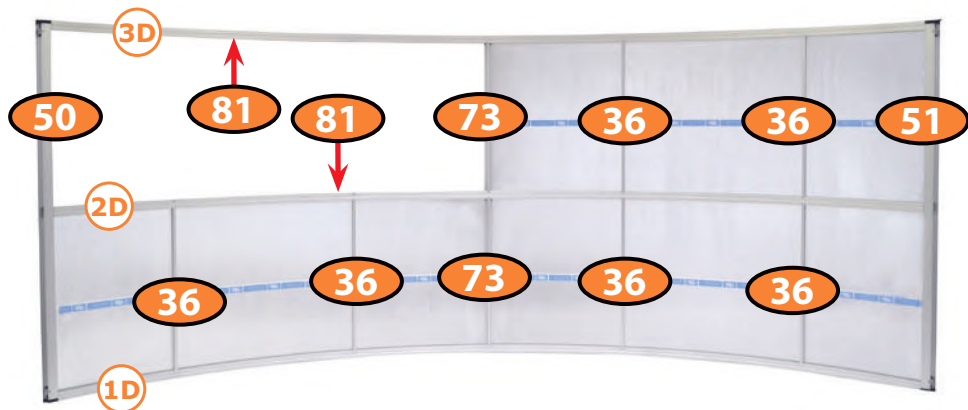




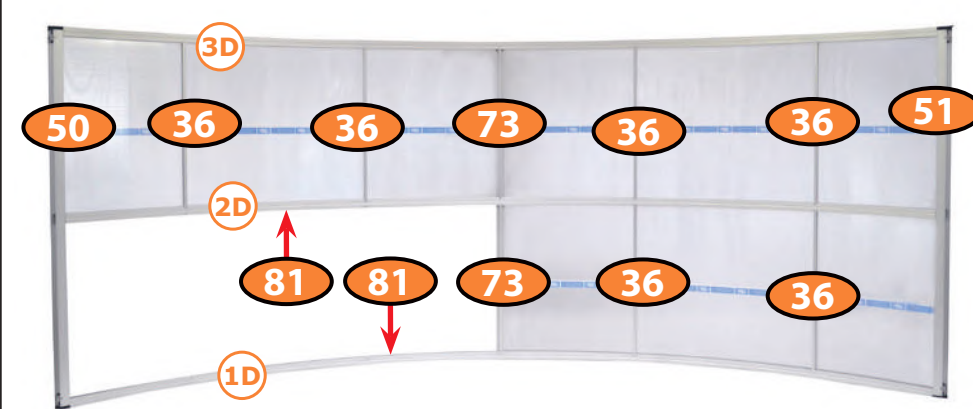
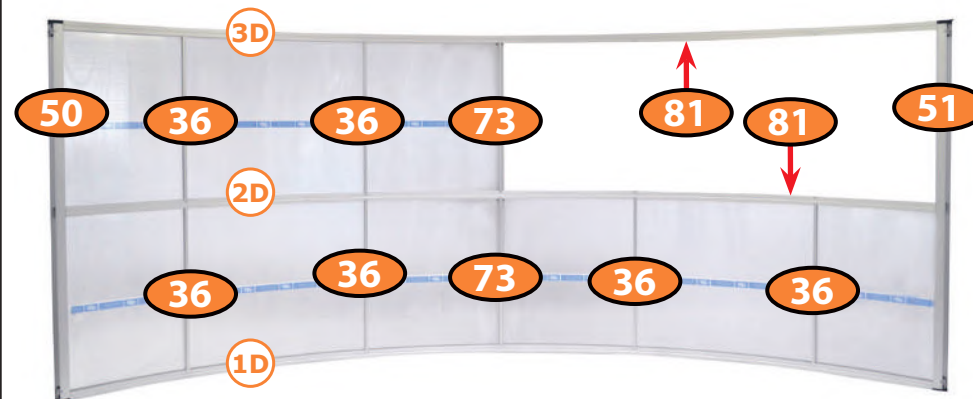


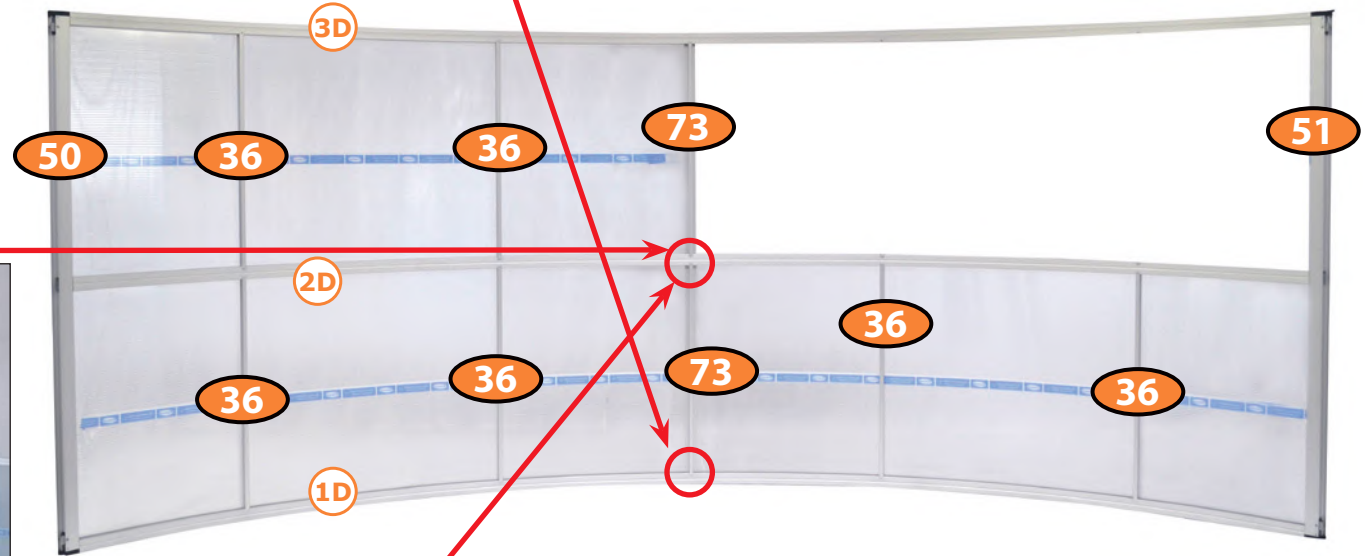








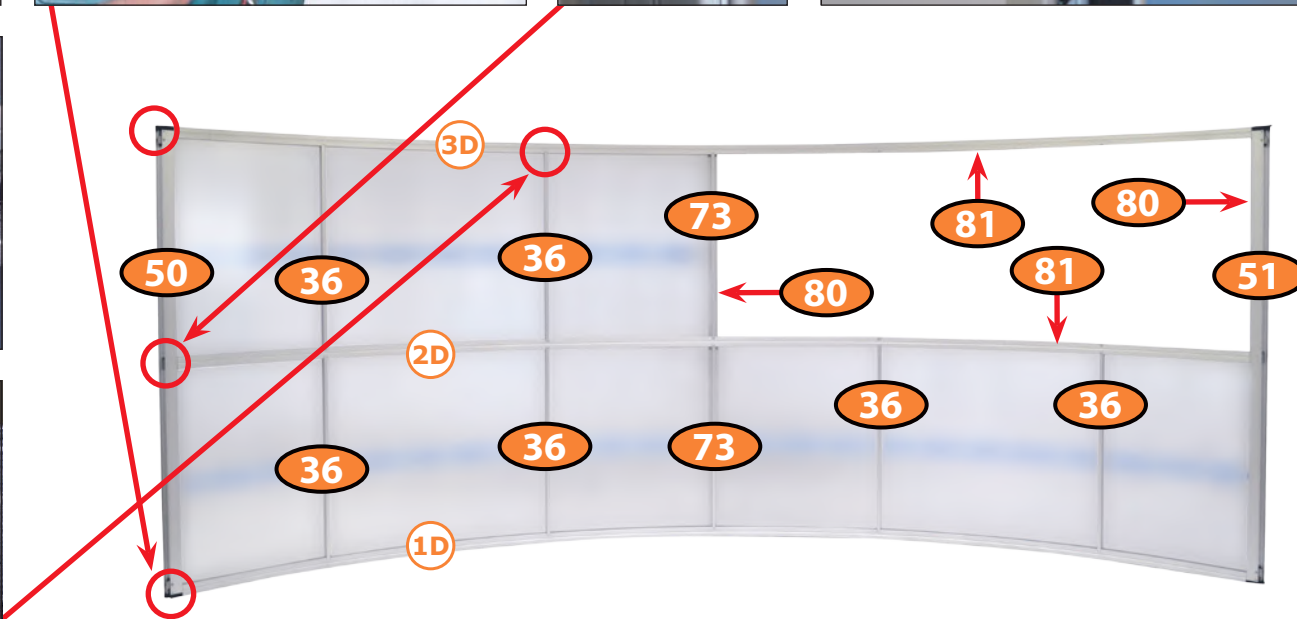

DOOR LEFT

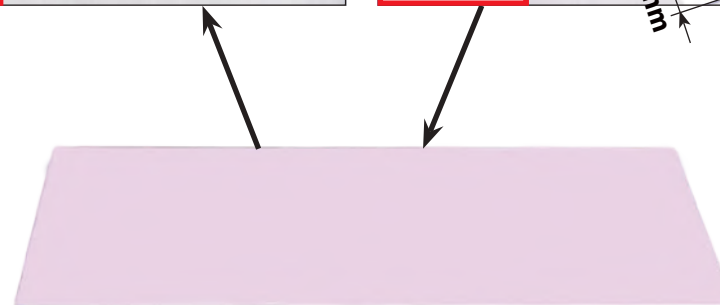
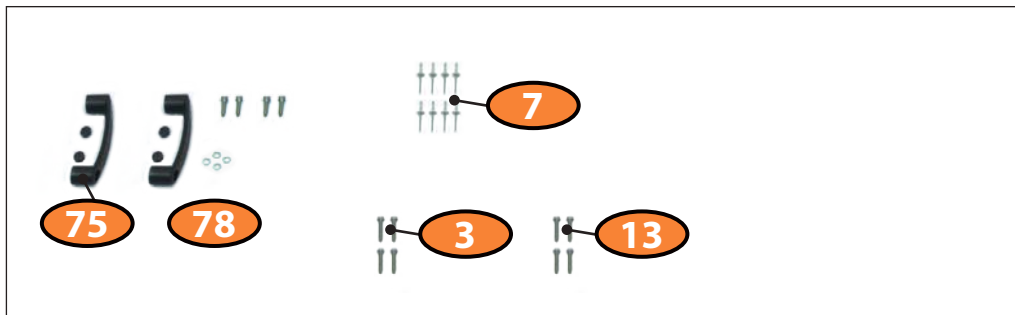


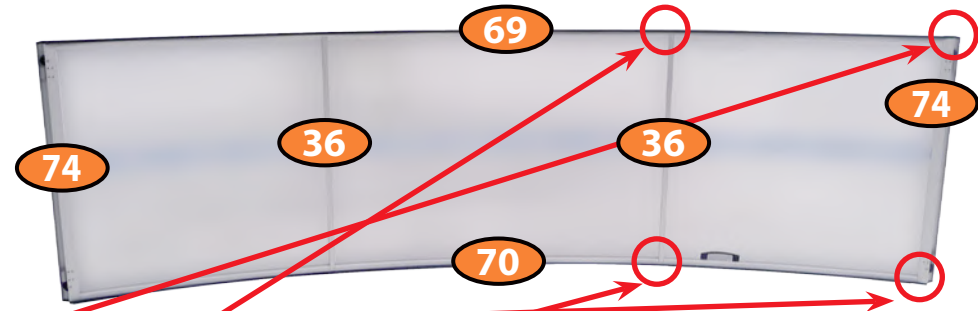





DOOR RIGHT








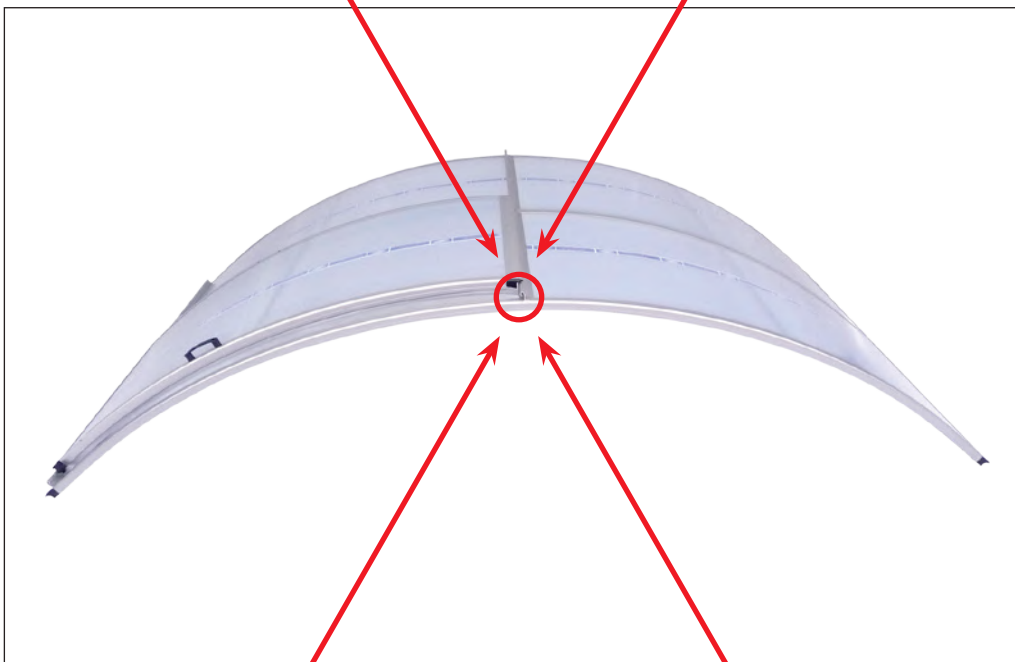


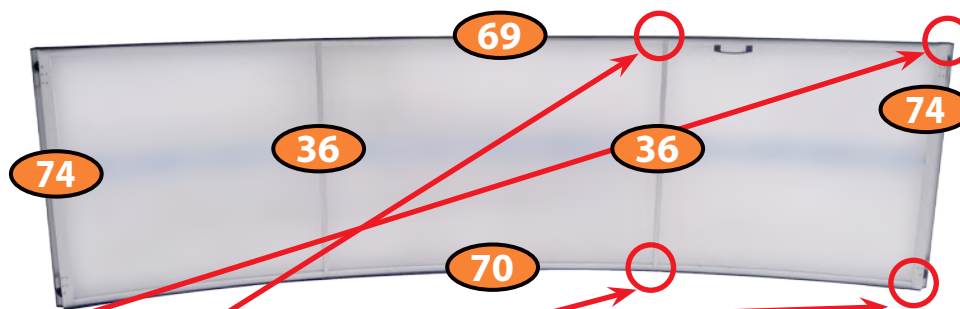












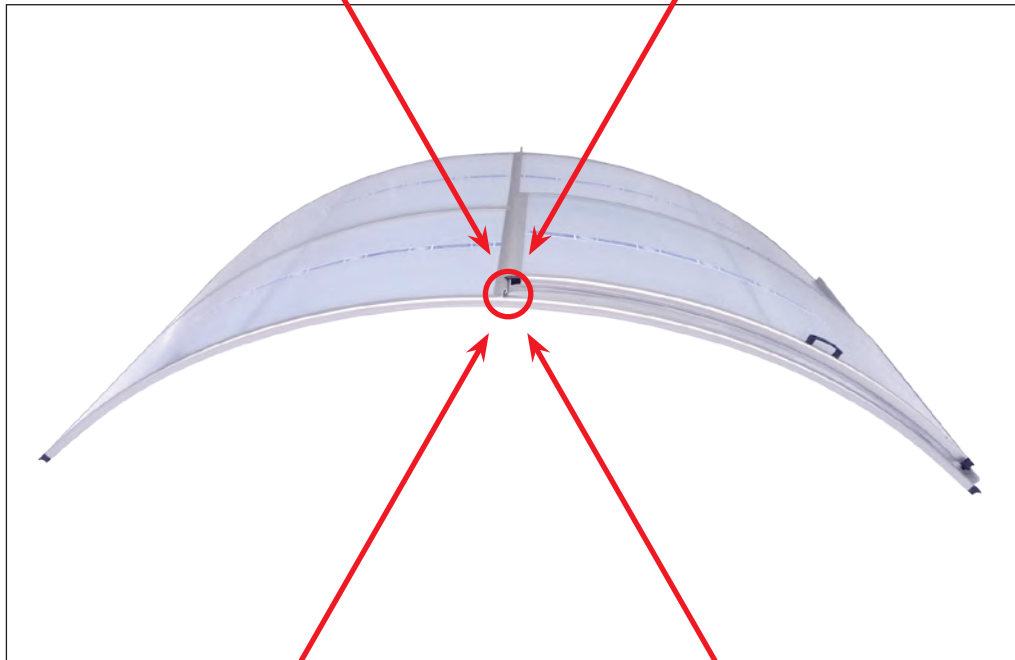





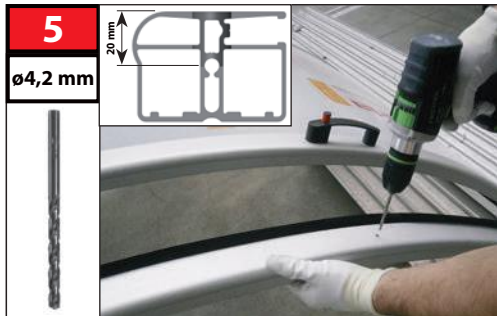




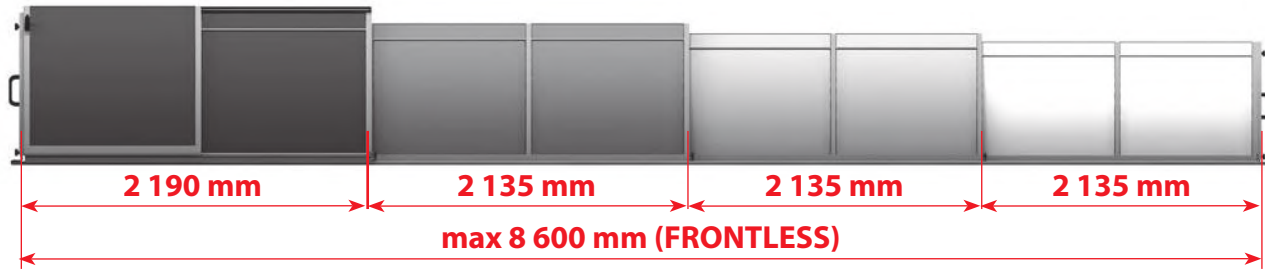




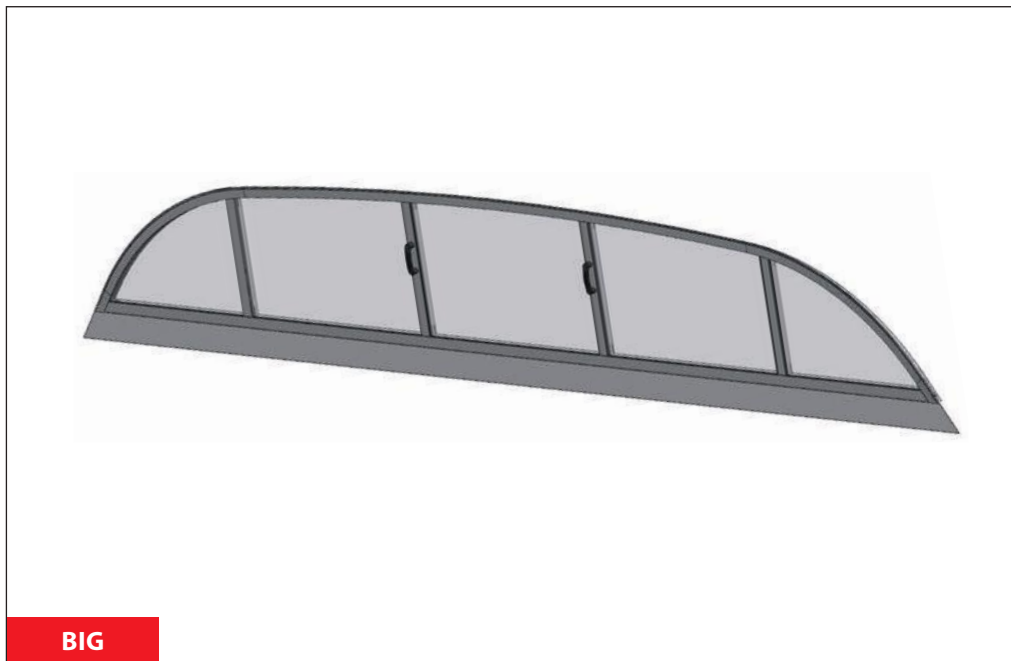













CZ

Dodavatel si vyhrazuje právo na změny a úpravy technických parametrů uváděných v tomto katalogu s ohledem na technický vývoj a zdokonalení výrobků a balení.
Dodavatel si vyhrazuje právo na tiskové chyby a chyby v sazbě.

DE

Der Lieferant behält sich das Recht auf Änderungen und Anpassungen der technischen Parameter, die in diesem Katalog aufgeführt sind, mit Rücksicht auf die technische Entwicklung und Verbesserung der Produkte und Verpackung vor. Der Lieferant behält sich das Recht auf Druckfehler und Fehler im Satz vor.

EN

The supplier reserves the right for modifications and adaptations of the technical parameters stated in this catalogue, considering the technical development and upgrade of the products and packaging. The supplier reserves the right for print errors and typographical errors.

ES

El proveedor se reserva el derecho de hacer cambios y modificaciones técnicas de los parámetros que figuran en este catálogo, con respecto al desarrollo técnico mejorando los productos y embalajes. El proveedor se reserva también el derecho a errores de impresión y composición.

FR

Le fabricant se réserve le droit de modifier les paramètres techniques cités dans ce manuel en considération du développement technique et de l'amélioration des produits et de leur emballage. Le fabricant se réserve le droit des fautes d'impression et de composition.

HU

Gyártó fenntartja jogát a katalógusban feltüntetett műszaki paraméterek változtatására a termékek és csomagolás technikai fejlesztése és tökéletesítése szerint.
Szállító: a szállító fenntartja jogát a nyomtatási és szedési hibákra.

IT

Il fornitore si riserva il diritto di effettuare modifiche e correzioni ai parametri tecnici riportati nel presente catalogo per migliorare e perfezionare dal punto di vista tecnico i prodotti e gli imballaggi. Il fornitore non esclude inoltre l'eventuale presenza di errori di stampa e di impaginazione.

PL

Dostawca zastrzega sobie prawo do zmian oraz dostosowania parametrów technicznych podanych w niniejszym katalogu z uwzględnieniem rozwoju technicznego i udoskonalania produktów oraz opakowań. Dostawca zastrzega sobie prawo do błędów druku oraz typograficznych.

PT

O provedor reserva-se o direito a efectuar alterações e adaptações de parâmetros técnicos mencionados neste catálogo, tendo em consideração o avanço técnico e melhorias de produtos e embalagens. O provedor reserva-se o direito a cometer erros de impressora e de edição.

RO

Furnizorul își rezervă dreptul de a modifica și schimba parametrii tehnici menționați în acest catalog cu privire la evoluția tehnică și perfecționarea produselor și a ambalării. Furnizorul își rezervă dreptul la greșelile de tipar și greșelile privind tarifele.

RU

Поставщик оставляет за собой право на изменение и исправление технических параметров продукции указанной в этом каталоге, с учетом технического развития, а усовершенствования изделий и его упаковки. Поставщик оставляет за собой право на опечатку в тексте и в ценах.