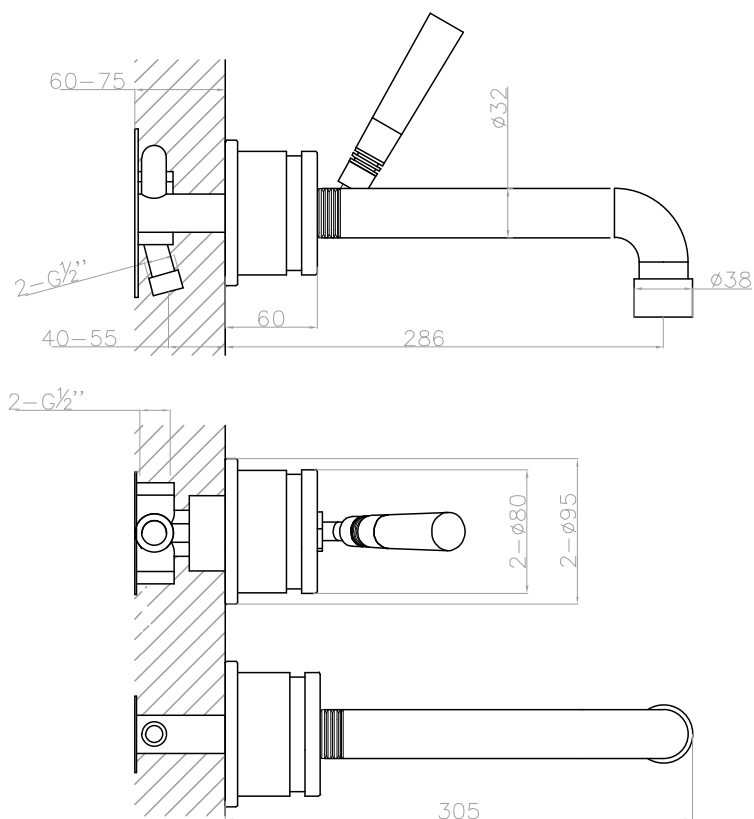
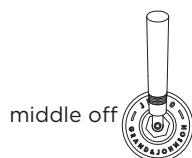




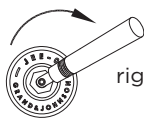
JEE-O soho basin wall specifications



Note:
UV radiation and extreme temperature
can affect the color and structure of the
JEE-O soho basin wall surface.



middle off



right water spout

Article code:

700-1502

Material:

Stainless Steel r304

Coating:

hammercoat black (1.5) Electro powder spray

Cartridge:

Sedal ceramic mixing mechanism (progressive)

Cleaning:

cleaning vinegar or alcohol

Connection:

Ø15mm / 0.6"

Flow at water of 38°C / 100,4°F:

10l / 2,6gal p/m at 3bar pressure

Dimension package:

L 56 x W 34 x H 17 cm

Total weight:

4.4 kg / 9.7 lbs

Package weight:

0.9 kg / 2.0lbs

2 year warranty

HS code: 84818011900

SLS BS EN 817, SS 375, AS/NZS 4020, BS EN